

FTPing to your Personal Web Directory using your browser

Before you begin, please make sure that:

- You are connected to the Internet and have your browser open.

You will also need the following account details, supplied to you by FunnelWeb Internet:

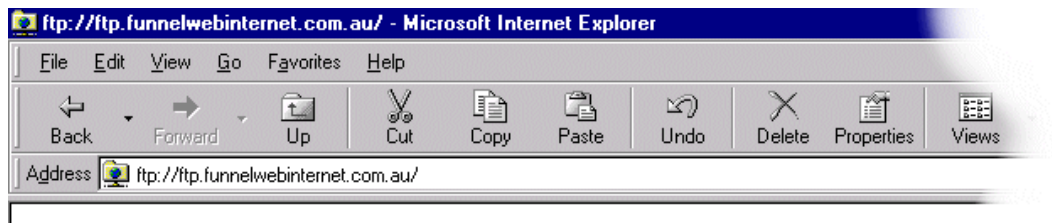
- Your UserName
- Your Password

Let's start...

It is now possible to upload and download files from your FunnelWeb Internet Personal web space via your browser

For Internet Explorer:

1. Open up Internet Explorer and in the address bar type the following address - <ftp://ftp.funnelwebinternet.com.au>



2. You will be presented with a "Login As" prompt asking for your UserName and Password. Both must be entered in lower case.



3. Click the "Login" button after entering your UserName and Password.
4. If all your details have been entered correctly, you will be presented with your FunnelWeb Internet Personal web space listing all of its contents (if any).
5. This browser window works exactly as if it were another folder on your computer. You can cut and paste files, delete files and upload files by dragging and dropping them into this window. All of which automatically update your Personal web space.

For Netscape:

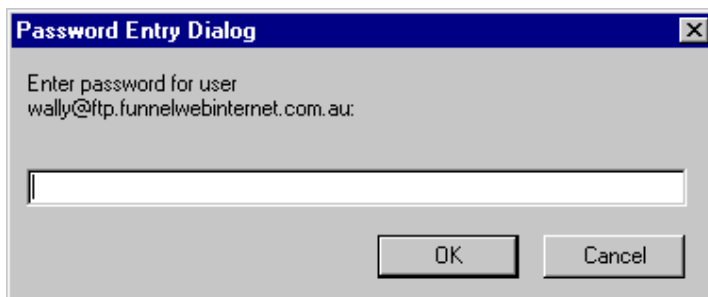
1. In the address bar enter - <ftp://username@ftp.funnelwebinternet.com.au>

Change "UserName" to your UserName as supplied by FunnelWeb Internet.

For example, if your UserName is **wally** then you would then use the address - <ftp://wally@ftp.funnelwebinternet.com.au>



2. You will be presented with a password entry dialog box. Enter your password in lower case as supplied by FunnelWeb Internet. Click "OK".



3. If all your details have been entered correctly, you will be presented with your FunnelWeb Internet Personal web space listing all of its contents (if any).

You will be able to download the files by right clicking on them and selecting "Save As".

4. If you wish to upload a file, go to the "File" pull-down menu and select "Upload file".

5. Select the file you wish to upload and click "OK". Your file will be uploaded to the server and displayed in your Personal web space.

Unfortunately in Netscape there is **no** utility to delete files via the browser window.



To allow you friends to download files from your FunnelWeb Internet Personal web space:

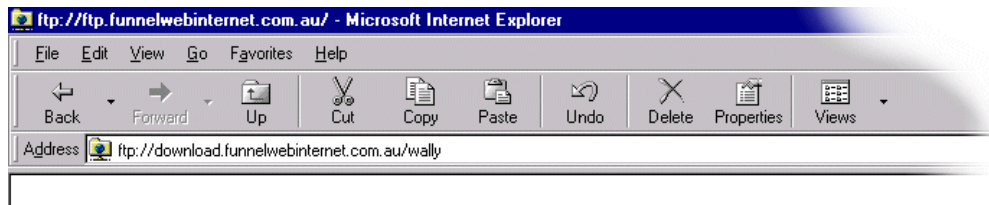
You can now give you friends the ability to download files from your FunnelWeb Internet Personal web space without them needing to know your password.

For example, you may want to send your friend a large file that is too big to be sent by mail. Any file that is over 2.5 megabytes is generally considered unwieldy to send by email. Instead, you could put that file into your Personal web space where your friend could download it using the following instructions.

Please note, these instructions work for both Internet Explorer and Netscape Navigator.

1. In the Address bar type - <ftp://download.funnelwebinternet.com.au/username>

For example, if you are trying to download files from the UserName "**wally**" FunnelWeb Internet Personal web space then you would type - <ftp://download.funnelwebinternet.com.au/wally>



2. You will be presented with a list of files in that Personal web space and be able to download the files by right clicking on them and selecting "Save As".

